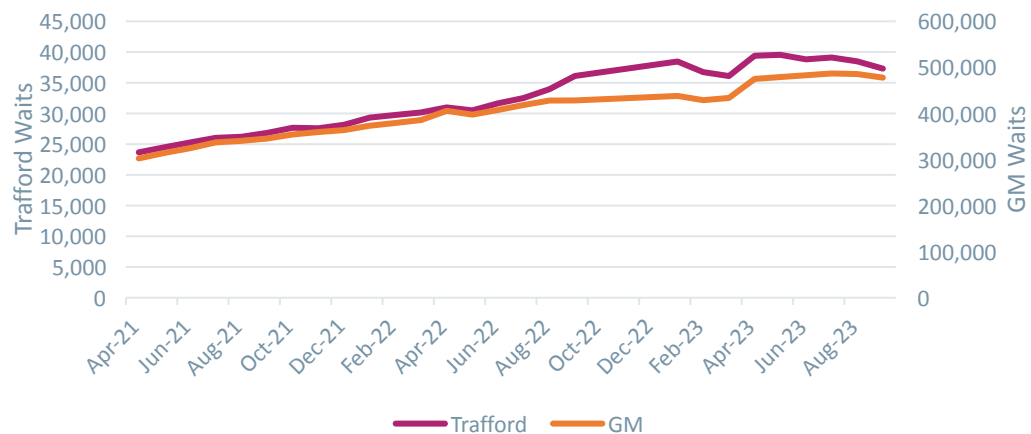


Elective Care – RTT Waiting List

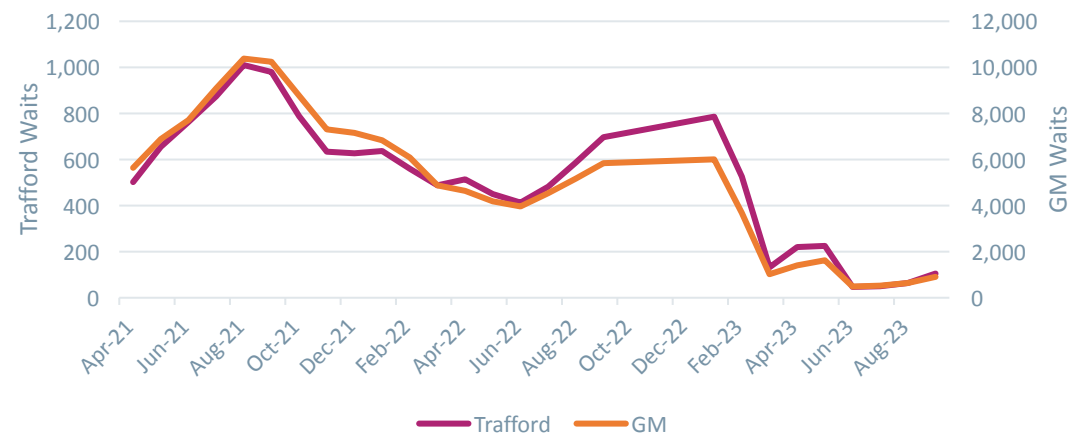


Greater Manchester

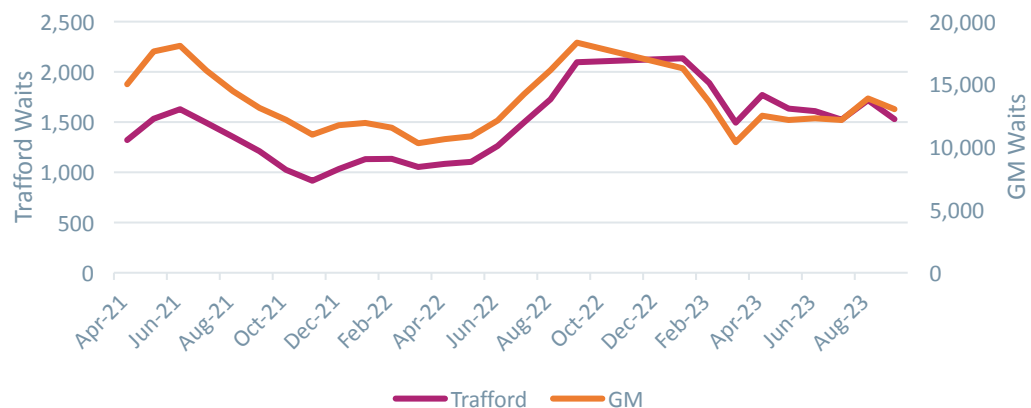
Total waits



78+ week waits



65+ week waits



- The past two months have seen decreases in both total trafford waits and overall GM waits, following a long period of increase. Trafford patients account for 7.8% of total GM waits
- Figures for 65+week waits and 78+ week waits appear broadly stable. Trafford patients make up 11.7% of 65+ week waits in GM, and 11.6% of 87+ week waits.
- Note that data from Oct-Dec 2022 has been removed from these charts due to data completeness issues

MFT RTT Performance

Total Waits

Treatment function	MFT total	Trafford patients at MFT
Other - Medical Services	23,849	4,231
Gynaecology Service	17,787	3,383
Oral Surgery Service	17,657	1,857
Other - Paediatric Services	15,847	1,606
Other - Surgical Services	12,781	1,953

- Above are the 5 treatment functions with the highest total number of waits at MFT in Sept 2023
- There were 178,974 waits across all treatment functions at MFT. 33,535 of those were trafford patients

65+ Week Waits

Treatment function	MFT total	Trafford patients at MFT
Oral Surgery Service	1,102	64
Other - Medical Services	905	184
Gynaecology Service	760	99
General Surgery Service	758	200
Plastic Surgery Service	551	77

- Above are the 5 treatment functions with the highest number of 65+ week waits at MFT in Sept 2023
- There were 7,885 waits of 65+ across all treatment functions at MFT. 1,390 of those were trafford patients

78+ Week Waits

Treatment function	MFT total	Trafford patients at MFT
Oral Surgery Service	140	-
Plastic Surgery Service	84	11
General Surgery Service	63	21
Gynaecology Service	59	6
Urology Service	57	16

- Above are the 5 treatment functions with the highest number of 78+ week waits at MFT in Sept 2023
- There were 606 waits of 78+ across all treatment functions at MFT. 86 of those were trafford patients